

Swivel bath chair



- 360° rotation for easy access to the bathtub
- Locks into place every 45°
- Secured by 4 padded supports and 2 non-slip stabilisers
- Armrests for assistance when stepping out

The chair allows the user to sit outside of the bath and gently rotate 90° to enter by simply lifting the side lever. The user can then shower safely and comfortably. Without the use of any tools, the seat simply rests on the rim of the bath and is secured with two non-slip side stabilisers. Its wrap-around seat has holes to allow water to drain away easily.

Suitable for use on any bathtub with an internal width of between 54 and 68 cm.

Overall dimensions : width 73 cm x depth 54 cm x height 50 cm

Seat dimensions : width 42 cm x depth 41 cm x backrest height 36 cm

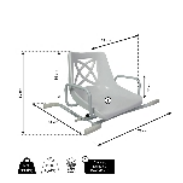




Width between armrests : 49 cm

Seat armrest height : 18 cm

Structure : Steel

Weight : 6.4 kg

Maximum user weight : 113 kg



- 812174